









Medium Term Plan

Intent	<p>PSHE forms the bedrock of society as the subject in which children learn how to function as helpful, kind and productive members of a society which is ever-changing. Without the support of PSHE, children may find it difficult to learn how to manage their emotions, how to form strong and appropriate relationships, and how our world works. Over the course of the PSHE curriculum at the federation, children progress from exploring the basics of life in the twenty-first century (for example, how to keep themselves safe in healthy relationships in year 3 and how to respond in an emergency situation in year 4) to challenging themselves with difficult questions which encourage them to become open-minded citizens of the world (for example, how they must both stay true to themselves and support their community in year 5 and how some cultural practices may be against British law in year 6). These tricky and philosophical explorations develop children who are accepting, curious and ready to enter secondary school.</p> <p>Yellow = friendship units Green = self-esteem and safety Blue = community units Purple = British Values</p>					
	Autumn 1	Autumn 2	Spring 1	Spring 2	Summer 1	Summer 2
	 Big Think: How am I special?	 Big Think: We are all the same. True or False?	 Big Think: How can I keep myself safe?	 Big Think: How am I part of a community?	 Big Think: How am I ambitious?	 Big Think: How have I changed?
Year R	<p>All about me</p> <p>To discuss feelings</p> <p>Read the story of Goldilocks and the Three Bears, as you read through the story discuss the characters feelings e.g how did baby bear feel when he discovered his chair had been broken?</p> <p>Children will explore a variety of different feelings</p> <p>To recognise different feelings</p> <p>Re-read the story of Goldilocks and the Three Bears, discuss the different feelings the characters had.</p> <p>Have a selection of scenarios in a feely bag how would you feel (happy, lonely, sad, scared)?</p> <p>To Talk about myself</p> <p>In small groups children will have a photograph of themselves, encourage the children to talk about themselves e.g</p> <p>My name is</p> <p>I am years old</p> <p>I haveeyes</p> <p>Children will understand we all look different</p> <p>To talk about special interests</p> <p>Children to talk about a toy or photograph that is special to them.</p> <p>It is special because....</p> <p>Children to develop an awareness that we all like different things.</p> <p>To name special people in my life</p>	<p>Let's celebrate</p> <p>To celebrate differences</p> <p>Read the story of Elmer, are the elephants all the same? Look at hair, eye colour explore our differences, discuss we are all unique, we are all special. Record children's responses in our floor book</p> <p>To recognise how we can help</p> <p>Recap and celebrate the special people in our lives. Through roleplay and puppets discuss the puppet is sad because someone has been unkind, how can we help them? Are there adults we could ask to help?</p> <p>Record the children's responses in the floor book</p> <p>To recognise our families are unique</p> <p>Read My Two Dads</p> <p>Think who puts us to bed, makes us breakfast? Compare to other stories such as My Two Dads or Owl Babies. Discuss how are families are all different and we are all unique we are all special. Record children's responses in the floor book.</p> <p>To be sensitive to my friends</p> <p>Read the story Kippers Birthday. How did Kippers friends help him? How do you help your friends? How does your friend help you? Record children's responses in floor book</p>	<p>Keeping safe</p> <p>To discuss what goes into my body (over two weeks)</p> <p>Class puppet to have a selection of objects, talk about some objects are safe to go into our body, some are not.</p> <p>Children to sort the objects and take a photograph for our floor book. Show the children a toothbrush and toothpaste why is it important to brush our teeth? Talk about calcium in food.</p> <p>Class Puppet to not feel well, discuss how medicines go into our bodies but only if our grown-ups say so, it is important that the correct quantities are given.</p> <p>Discuss why it is important to wash our hands to stop</p> <p>To discuss goes onto my body</p> <p>Have a selection of clothes, including shoes, sock, coat apron. Use a visual timetable to look at times of the day we put different clothes on? Discuss that we need to wear some of them to keep us safe e.g reflective jacket at night so we are visible, coat to keep us warm.</p> <p>To understand how to be safe indoors and outdoors.</p> <p>Show the children a photograph of a kitchen Look at the hazards. A Kettle of boiling water (talk also about hot drinks, too).</p>	<p>I am part of a community</p> <p>To make a difference at home</p> <p>Discuss with the children who is in their family, remind everyone that their family is unique.</p> <p>Roleplay with the class puppet the following situations and how we should react.</p> <p>Your Dad/Mum/Grandma/Uncle is working hard to get dinner ready.</p> <p>Your sister is sick</p> <p>Your Mum/Dad has come home from work and looks very tired.</p> <p>Your parent/carer is worried about buying presents for everyone (choose an appropriate present-giving occasion for this - e.g. Christmas, Eid etc.).</p> <p>Your older sister/brother is cross because s/he can't play on his game anymore</p> <p>To recognise how to look after my friends</p> <p>Have a look at the pictures of the following situations</p> <p>You are playing with friends and you notice one person alone who seems sad.</p> <p>Someone fell down and is hurt.</p> <p>Your friend is at your house for the first time and really wants to play with your favourite toy.</p> <p>Your friend has told you that their pet has died.</p> <p>Your friend at school has told you they feel poorly.</p> <p>Your friend is cross or angry.</p>	<p>I can do it!</p> <p>To give new things a go</p> <p>Read Rosie Revere Engineer, think what are your dreams? How do you give new things a go?</p> <p>If you don't achieve your new goal straight, how can you keep on going (this is called resilience)</p> <p>To recognise hard work is needed to achieve my goals</p> <p>Look at some of the dreams from last week, how can we achieve them? Has anyone had to show resilience?</p> <p>I can make healthy food choices</p> <p>Have a bag of food discuss what is healthy food" sometimes" food.</p> <p>Children to sort food out</p> <p>Has anyone ever tried a new food?</p> <p>I can recognise the importance of keeping my body healthy</p> <p>Show the children a photograph of a child feeling sad.</p> <p>How can they cheer themselves up</p> <p>Be active - things that help us to keep physically fit, such as walking, running, exercise, playground games etc.</p> <p>Give to others - not just gifts, but things like time, kindness, activities such as quietly sitting with a book, slow breathing practise, taking notice of things around us, including nature, the weather etc.</p> <p>Be creative - any creative activity, for example singing, painting,</p>	<p>Growing and Changing</p> <p>I can talk about changes</p> <p>Re read the story of the Very Hungry Caterpillar talk about the changes that happened in the story.</p> <p>Look at the changes that occur in animals e.g a piglet becomes a pig, calf - cow, lamb - sheep.</p> <p>I can talk about changes in my life</p> <p>Read the story Once there were giants</p> <p>Look back at a photo of when we are younger, how have you changed?</p> <p>I can recognise where babies come from</p> <p>Read there is a House inside my Mummy</p> <p>Name different body parts recap watching the NSPCC pants video</p> <p>I can talk about changes that happen in school x3 sessions</p> <p>Have a walk around the school look at the different age groups of children talk about how Year 6 used to be in Year R. Generate questions to ask key adults about going to school.</p> <p>Children to ask the questions they have generated</p> <p>Children to talk about personal experiences in year R and the changes that they are going to make.</p>









Medium Term Plan

	<p>Look at photographs of our families. Talk about who is special to you. Children to recognise that everyone has different families/special people.</p> <p>To recognise who can help me Remind the children of the people who are special to them. Have a selection of photos of people who can help in the community such as a lollypop person, school police, fire fighter, discuss with the children how they help us.</p>	<p>Through puppets role play helping someone.</p> <p>To be sensitive to my friends Roleplay class puppet being scared when they started school, discuss how can we help the puppet, think back to when you first started school who helped you?</p> <p>To learn to solve a problem Role play with the class puppet children arguing over a toy. Children to think of ways to help using the sentence Would it help ifrecord ideas in the floor book.</p>	<p>Cooker with a pan (note that the handle is not turned inwards; this would make it safer). Electric socket (discuss keeping fingers away from these - risk of an electric shock). Matches (risk of fire). In the bathroom Look at a photograph of the bathroom Deep water in the bath (care must be taken not to slip in the bath and fall in the water - this could cause injury and risk of drowning). Hot water (care is needed around hot water taps as water can be very hot from these and can burn). Slippery surface (wet tiles can cause slips and falls). To recognise how to stay safe online Watch Smartie Penguin HD Internet Safety Story for Early Years</p>	<p>How can we help? Create a fuzzy feeling jam jar The fuzzy feeling is the feeling someone has when they are looked after and when someone looks after another.</p> <p>When a child spots a fuzzy feeling or receives a fuzzy feeling they can share it and ask to put a pom-pom in the jar. Discuss with the children ways they can help at school</p> <p>To make a difference in my class. Role play the puppet not helping at tidy up time. Why is it important to help keep our room tidy? How can we work as a team to keep our classroom tidy? Introduce tidy posters ask the children to come up with rules for keeping the area tidy.</p> <p>To make a difference in my school grounds What is special about our school grounds? How do you care for our school grounds? Can we make our schoolgrounds a better place? Think about the wider world Why is water so precious? Who/what needs water? Have an environment walk, think about ways we can improve our school grounds.</p> <p>To identify the uses of money Read the Great Pet Sale by Mick Inkpen What have you heard about money? Where do we have money? What does it look like? Follow this with a discussion about money. Prompts you could ask are: How do people/our parents/carers/grown-ups get money? What do we do with money?</p>	<p>dancing, model-making, mark-making etc. Connect with others - this can be people at home and in the wider family and people at school or other groups that children take part in.</p> <p>I know it is important to have a good night sleep Role play the puppet being really tired and grumpy. Establish that this is because they didn't have a good night's sleep. As a small group plan a good night routine, use the following objects Soap, Toothbrush, and toothpaste, Shampoo, Brush/comb. How will these support us to sleep well?</p> <p>I know how to exercise to keep my body healthy</p> <p>Recap the importance of keeping healthy by brushing our teeth, washing our hands, having a good night sleep, eating healthy food.</p> <p>Why is it important to exercise our bodies, create a list of different ways to exercise? Children should then experiment with different exercises and feel the changes in their heart rate.</p>	<p>There will also be opportunities for transitions during this half term</p>
--	---	--	--	--	---	--



Medium Term Plan

				<p>Why do we need money? To keep my money safe</p> <ul style="list-style-type: none"> Do we need to keep money safe? Why do we need to keep money safe? How do people keep money safe? <p>Provide materials (either fabric or paper) for children to design and make their own purses or wallets to keep their pocket money safe (or to use in the role play shop).</p>		
Year 1	 <p>Big Think: Do you think some emotions are better than others?</p>	 <p>Big Think: What does the artist mean when he says everyone is the same and everyone is different?</p>	 <p>Big Think: Being safe means crossing the road safely. True or false?</p>	 <p>Big Think: My rights are more important than anyone else's. True or false?</p>	 <p>Big Think: What can I aspire to do and be?</p>	 <p>Big Think: What can I do to keep myself healthy</p>
	<p>Happy Relationships</p> <p>To understand the importance of classroom rules explore the role of the teacher and the student in the classroom - initial ideas identify classroom rules we all choose to follow - initial ideas read and discuss The Book of Rules about the consequences of misbehaviour draw social story for situations in story as a class draw social story for real situations (no monsters!) and negative outcome draw social story for better outcome as a class sort classroom rules into ones we agree with and ones we don't show different rules - children move doll or cut out figure to show whether it is followed at home, school, in public - take photos children are given pictures of how different rules and circle how it makes them feel To practise classroom behaviour</p>	<p>We are all Different</p> <p>To understand that we are all different explore pictures of animals - what do they have in common? What is different? show animals with particular skills - what is different about them and how does it help them? discuss how differences can be good in people too in circle, play high fives. One child says they like x, and the next child repeats the sentence if they agree. They turn to next person and say something they like, and so on. High-five each time. If disagree, the child says I don't like x. Still high-five. share The Same But Different Too children have two x role on the wall. What is the same and what is different? To explore the meanings of unkindness and bullying read How to be a Lion discuss how Lion is the same and different from those around him</p>	<p>Keeping Safe</p> <p>To understand the importance of sleep have blanket, teddy bear etc ready and teacher to start lesson by yawning, stretching and going to sleep ask children why they think you needed a nap show images of tired and alert children - who got enough sleep? How can you tell? match questions and answers (why do we need sleep? To help the body rest and grow; why children need more sleep than adults? They are still growing and developing; How might you feel if you don't get enough sleep?). concept cartoon - who is correct about the amount of sleep needed? For a 5-year-old, 11 hours is the correct answer! tell children you are Robo-teacher - get them to give instructions about how to get ready for bed (have props)</p>	<p>My Rights and Respect</p> <p>To understand how my behaviour affects other people read Bad Mood Bear show children images from book - is this helpful or unhelpful behaviour? who else was affected by the bear's mood? Show children spheres of influence - who was the most upset? Place on correct sphere. Add additional characters such as teacher or friends etc. recap how the bear made amends drama - how would you respond if the bear apologised and tried to do the right thing? drama - each pair given scenario. Act out the wrong way and then the right way discuss how else we can make amends come up with words we can say to make people happy use chalk to decorate playground with kind words and phrases To explain my responsibility to my environment</p>	<p>Being my Best</p> <p>To understand the importance of a healthy lifestyle sort food into healthy and unhealthy discuss how we know concept cartoon - Mrs Webb says she will never eat something unhealthy again. Is this a good attitude? Why? create class letter to Mrs Webb - children choose correct advice to stick on sheet, e.g brush your teeth twice a day for two minutes, eat it as a treat etc - plus some which are not correct show children cartoon images of different food groups in hard hats/ high vis vests learn what foods do - carbohydrates give us energy (show the image and all children run on spot shouting CARBOHYDRATE); dairy keeps bones and teeth strong and healthy (show children image and do cheesy grin shouting DAIRY); protein builds muscle and helps them to repair themselves (show</p>	<p>Growing and Changing</p> <p>To understand that exercise and sleep are important to keep healthy</p> <p>Recap with the children the healthy food choices that they make and that food pays an important part in being healthy. Introduce the idea that an alien has landed on planet earth, he keeps not feeling well, how do we know what is healthy or not? Discuss a variety of scenarios and how they are good for our bodies. e.g. getting a good night sleep, brushing your teeth morning and evening, getting exercise, washing your hands after going to the toilet, drinking water, breathing in oxygen</p> <p>With a partner sort the pictures into those we need to stay alive, those that keep us healthy and those that are a treat. Take photos for the books.</p>



Medium Term Plan

<p>explore active listening through modelling inactive</p> <p>tell children that you are Robo-Teacher and clearly need an update to your technology - what would they change</p> <p>teacher to record on role on the wall</p> <p>inside role on the wall, record how it made them feel - link to Zones of Regulation</p> <p>model Robo-Teacher again, asking for children's support to improve</p> <p>children share key information about themselves (have pre-prepared cards) and all model active listening</p> <p>teacher read out key facts - children put hand up if their partner fits the criteria</p> <p>use dolls to model story of Jessica, Jade and Amal</p> <p>children complete speech bubble to show how characters are feeling</p> <p>To understand different emotions (DOUBLE LESSON)</p> <p>explore the book Colour Monster</p> <p>children identify emotions they saw - can they add more from Zones of Regulation? (write words on cards)</p> <p>move cards to comfortable or uncomfortable</p> <p>show children pictures from fairy tales or nursery rhymes and ask them to fill in the stem sentence "Today, ____ feels ____ because ____." Model first.</p> <p>Give children Zones of Regulation sheet in groups and move their name or picture to different places - how do they feel in different places?</p> <p>Use widgeits and photos and ask children to identify emotions</p> <p>Children make emotions with their face and body - can their partner guess?</p>	<p>Big Think question: were the other lions unkind or bullying? Take class vote</p> <p>show children definitions of bully/tease/ unkind</p> <p>explore situations and sort into categories</p> <p>Big Think question: were the other lions unkind or bullying?</p> <p>create a series of steps for children to take if they are experiencing unkind behaviour</p> <p>create anti-bullying pledge and all sign with handprint</p> <p>To understand how rules keep us safe</p> <p>quick fire how many rules children can think of</p> <p>read No Frogs in School</p> <p>discuss whether the rule was fair</p> <p>explore whether any school rules we have are unfair</p> <p>teach children signs for debate - I have a point, I want to build on that, I agree, I disagree</p> <p>debate whether one school rule should be changed</p> <p>in tables, each group discusses one rule and if they agree with it identify relevant right of the child</p> <p>discuss how children can voice their concerns</p> <p>To explain the difference between unkind and unfair</p> <p>read Fair Shares</p> <p>Big Question: was Hare being unfair? Was Hare being unkind?</p> <p>children vote with their lollipop sticks/ photos</p> <p>children create class definition</p> <p>share situations (including sharing) and children in groups identify fair/ unfair</p> <p>ask children whether being unfair is kind/ unkind</p> <p>show children comic strip of unfair. Children redraw it to show the correct behaviour</p>	<p>give children images of things before bed - stick them in their book in the order for them</p> <p>play relaxing music and children unwind. Mime carrying out activities, dim lights etc</p> <p>suddenly, turn on all lights/ board/ play loud music</p> <p>discuss how this represents going on a device before bed for our brains</p> <p>unwind again</p> <p>To recognise my body's signs when I'm unsafe</p> <p>Recap on safe and healthy sleep - what changes have children made?</p> <p>share Ruby Finds a Worry</p> <p>look at situations which make lots of people excited (e.g. birthday party, being alone in the dark, etc). How does Ruby feel about them?</p> <p>show role on the wall and children share how their body reacts to worry, anxiety, nerves or fear (e.g. fizzy feet, butterflies, tight chest, sweaty hands)</p> <p>explain that our body is helping us by giving us messages. Children share where they feel these emotions</p> <p>look at image of Ruby's worry. Children to create their own worry art to reflect how they feel</p> <p>sticker - what might make you feel like that?</p> <p>explore how Ruby's worry shrunk</p> <p>give children ball made of bits of string - pass it around the circle sharing who they can talk to (ask for specifics - not just a teacher) and remove one bit of string each time</p> <p>children to then have image of string ball and next to each loose thread write their own person who can help</p> <p>sticker - what can we do if someone is busy when we need their help?</p>	<p>show images of different environments and ask children which is an environment</p> <p>explain they all are</p> <p>discuss which we find ourselves in often</p> <p>show definition of environment and picture of groundskeeper</p> <p>ask who is responsible for keeping environment tidy, clean, safe</p> <p>give children labels as badges as Safety Officers and ask them to find safe and unsafe things/ things they like and don't like around school (classroom, playground, hall etc) - if possible, do in groups throughout afternoon</p> <p>explain to children they are writing a prospectus to encourage more people to come to school</p> <p>show pictures of different parts of school</p> <p>which would convince children to come? Share ideas then children stick one in book and explain why in green, children add notes to their picture to show how we can look after them</p> <p>read It's Only One (Tracey Corderoy)</p> <p>show image of things going wrong and things going right side-by-side - play spot the difference</p> <p>To explain my responsibility to other people and things</p> <p>take votes on who has pets. Draw bar chart or pictogram on board - print for books</p> <p>read The Pigeon Wants a Puppy</p> <p>discuss whether Pigeon is responsible - why not?</p> <p>create a class definition of responsible</p> <p>show children a plant that will be part of the classroom - give it a name</p> <p>explain that the plant needs us</p> <p>sort tasks into necessary and not necessary</p>	<p>children image and show muscles shouting PROTEIN); fruit and vegetables help all of our bodies, such as our skin, heart, protection from illnesses (show children image and punch air, shouting FIVE A DAY!)</p> <p>quick-fire images of food and ask which group it belongs to</p> <p>sing 'Different Foods' song from SCARF (take photo) and children do actions</p> <p>sticker - a portion is roughly one handful - show pictures and circle which one IS a portion</p> <p>To explore foods I like that help my body and brain</p> <p>show children lunchbox and ask them what they would like in theirs</p> <p>carry out food tasting of all the different fruits and vegetables in the lunchbox</p> <p>children to pick the images of the food they liked</p> <p>task - do they think they chose a wide enough range of food?</p> <p>Explain using the idea of a rainbow</p> <p>children to be given selection of fruits and vegetables in order to create smoothie/ fruit salad (ensure there are additional adults to support)</p> <p>sticker - did you like your smoothie and will you make any changes to your lunchbox in the future?</p> <p>To understand the importance of washing and brushing our teeth</p> <p>teach children the song "I ____ in the morning"</p> <p>children to add additional steps to show their morning routine - photos</p> <p>children to write their own version of the song to show their routine in books</p> <p>Read Do Not Lick This Book</p> <p>discuss why it is important to have daily hygiene routines</p>	<p>To recognise how my body has changed</p> <p>What changes have happened to you since you were a baby?</p> <p>How do you look different to when you were a baby?</p> <p>What are the things you can do now that you couldn't do when you were younger?</p> <p>What are the things you are still learning to do?</p> <p>Watch the video clip of a baby and toddler discuss who helps them.</p> <p>Have a variety of statements children to sort into true or false e.g a baby needs lots of sleep.</p> <p>To recognise how to care for a baby</p> <p>Key question</p> <p>Do babies need to be treated differently? Discuss is this true or false</p> <p>Look at the picture of the baby and create a list of things we do to care for a baby.</p> <p>Read the book I used to be a baby, discuss the needs of a baby. In small groups sort the pictures of things that babies need, things that they don't need.</p> <p>How do we keep babies clean?</p> <p>Using a doll look at how we change their nappy and give them a bath.</p> <p>To recognise who to get help from in a bullying situation</p> <p>Bullying is when someone teases you once true or false?</p> <p>Recap the following definitions:</p> <p>Unkind: when someone says something that is not nice, or hurtful but they do this only once (a one-off).</p> <p>Tease: when someone makes fun of or jokes about someone but only once (a one-off).</p>
---	---	--	---	--	---









Medium Term Plan

	<p>Extension: ask children to suggest why their partner may be feeling that emotion</p> <p>Read the Huge Bag of Worries</p> <p>Model putting worries into bag - children then write or draw their own and put in class bag</p> <p>Pull out examples and ask children where they feel the emotion (tummy ache, e.g.)</p> <p>Have prepared photos and widgeits of safe adults - ask who could help us with each worry</p> <p>Children draw around hand - write 5 safe adults they have</p> <p>Drama - show children strange images/ expressions like "fizzy feet" - children act it out. How do they think this person feels?</p> <p>Refer to body language and how this helps us respond to people.</p> <p>To understand the difference between physical and emotional feelings</p> <p>Show children image of Humpty-Dumpty. What happened to him? How does he feel?</p> <p>Ask children if it is a physical or emotion feeling - both. How do we know?</p> <p>Children share their last physical incident. Explore how the physical pain caused emotions.</p> <p>Share Jack and Jill. What happened to Jack? How did Jill feel? Model again.</p> <p>Ask children how Jack will feel next time he goes up the hill.</p> <p>Would a plaster help?</p> <p>Sing Polly Put the Kettle On. Who could Polly talk to?</p> <p>Share the situation cards - physical or emotional? What could we do? Model one. Then do one as a class. Then give each group one to feed back.</p> <p>To understand what it means to be a friend</p>	<p>challenge: can being unfair sometimes be the kindest thing?</p> <p>Show children image of boxes - equity</p> <p>To understand my community</p> <p>show children a balloon featuring your special people (blu-tacked)</p> <p>discuss what makes them special, what they have in common</p> <p>ask children to write ideas of what makes people special to them on sentence strips</p> <p>bring to the carpet and un-blutack from balloon</p> <p>stick them to the words given</p> <p>children to be given A5 paper.</p> <p>Draw or write special people on each one</p> <p>on flipchart paper children place their special people in different groups, e.g. family/ school/ faith throughout, teacher verbalises why these people are special</p> <p>children return to carpet.</p> <p>show children additional person who you have removed and explain that they aren't special anymore because they disagreed with you</p> <p>children to support adult conversation to rebuild friendship using puppets</p> <p>ask children to think about an argument they have had with a special person</p> <p>children use finger puppets to explore how to resolve the problem</p>	<p>To understand how sharing pictures can be safe and unsafe</p> <p>print pictures on card/ bring in printed photos - of holiday. Share.</p> <p>discuss - is this safe?</p> <p>discuss how else I could share them and what devices I could use to do so</p> <p>class court - sharing pictures online is the same</p> <p>Read Digiduck's Big Decision</p> <p>discuss moral of the story and hold class court again</p> <p>share the story Little Red Riding Hood - explain that the wolf found out personal information and impersonated someone</p> <p>how could this happen to us?</p> <p>show risks and benefits of internet and children to sort</p> <p>revisit Little Red Riding Hood - how could she keep herself safe?</p> <p>Create images such as her posting her location or wearing a red cape with her school logo and children to explain why they aren't safe</p> <p>stick one image in and explain - sticker</p> <p>To explore how to be safe around medicines</p> <p>show children pictures of medicines - what are they? Why might we use them? How might we take them?</p> <p>read Off-Limits (Helen Yoon)</p> <p>discuss the concept of curiosity. Why is it a good thing? What problems can it cause?</p> <p>go back to medicine image. Play true or false - you can take too much medicine; if you feel unwell, you can take someone else's medicine; you can take medicine you find to see if it helps; adults should keep medicine in a safe, dry, clean place; you can keep medicine in your bag at school</p> <p>give children scenarios with medicine and ask them to role play the right actions with puppets -</p>	<p>show children calendar of week - children to write on each day what needs doing to care for the plant</p> <p>re-read pages of The Pigeon Wants a Puppy, with images of children in the book (on flipchart)</p> <p>how would we feel if we were treated that way?</p> <p>who is responsible for taking care of us? Take ideas and then show children image of teacher in middle of web</p> <p>reveal links to people who take care of you</p> <p>children to fill in their own web</p> <p>teacher reveal last person on web - themselves</p> <p>sticker - how can we look after ourselves?</p> <p>To explore money and its role in my life</p> <p>show children examples of money for them to handle (including different currencies)</p> <p>what might we use it for? Use puppet to model children giving you money back for "things", such as Here is the money for sweets, Here is the money to pay my bills.</p> <p>Scribe ideas</p> <p>children order British money from smallest to largest</p> <p>matching task - where might the people get money from (birthday present, job, pension, pocket money)</p> <p>read The Mum who was Made of Money</p> <p>discuss moral of the story with children</p> <p>make story map with children and then re-draw to show positive outcome</p> <p>concept cartoons on each table - I want a book which costs £10 but I only have £1.50 - what can I do?</p> <p>Mum says she can't buy my the toy I want until the end of the month - why? This child says they will</p>	<p>drama - finger puppets to act out how to behave in different situations, including washing hands and then sneezing and going straight to eat</p> <p>show children timeline from birth to 11 years old - when should they do different things to keep themselves clean on their own</p> <p>discuss and then do independently in books</p> <p>To understand how to carry out basic hygiene routines</p> <p>read Now Wash Your Hands!</p> <p>pass a piece of bread around the classroom and explain that it will be kept to show how germs spread</p> <p>use UV kit (check allergies) to coat hands and then wash</p> <p>use UV light to show how little hands are washed</p> <p>practise washing hands - use song to help</p> <p>re-wash hands properly</p> <p>handle bread again and then store separately</p> <p>what do the children think will happen? Why?</p> <p>make a prediction as a class</p> <p>after a week or so, revisit bread and take photos</p> <p>discuss what has happened and why</p> <p>children to draw images on table to show correct steps of handwashing</p> <p>bring children back to carpet and show them a 'used' tissue</p> <p>why shouldn't we do this?</p> <p>what can we do?</p> <p>remind children that we are all responsible for our environment</p> <p>sticker - what do they think Catch it, Bin it, Kill it! means?</p> <p>To identify how hygiene and a healthy diet supports my body and mind</p> <p>ask children to name as many body parts as they can as a group</p>	<p>Bully: when someone is repeatedly unkind or hurtful to another person (it's ongoing, not a one-off).</p> <p>Read the story of sleepy Sophie, discuss is this bullying?</p> <p>Have a variety of scenarios discuss who to ask for help, roleplay asking. These should be in school and at home.</p> <p>To understand who to talk too if we feel uncomfortable about a secret</p> <p>All secrets are good true or false?</p> <p>Class vote do you like surprises?</p> <p>Discuss what is a surprise? (When something you weren't expecting happens.)</p> <p>Can you think of a surprise you had that you liked?</p> <p>What was it?</p> <p>Look at the scenario cards and sort them into secrets and surprises.</p> <p>If we felt uncomfortable with any of the secrets we are being asked to keep, who could we talk too?</p> <p>What if that person is busy? Is it ok to say No?</p> <p>How can we say no?</p> <p>Role play asking for help.</p> <p>Discuss that some things are not ok to keep to ourselves. We shouldn't keep something to ourselves if we don't feel ok about it. Remember that our body has ways of telling us that something isn't right. Recap physical signs, e.g Butterflies in the tummy</p> <p>Feeling hot</p> <p>Feeling sweaty</p> <p>Feeling sick</p> <p>Hands might shake</p> <p>Needing the toilet</p> <p>Going red in the face</p>
--	--	---	--	---	---	--



Medium Term Plan

	<p>Teacher models sharing why they are friends with someone (no names). "My friend is..."</p> <p>Children take turns doing the same.</p> <p>Have prepared potion bottles and make potion for a friend - have some which are negative, like being big-headed or bossy.</p> <p>When completed, identify that children likely didn't choose the negative ones. Why?</p> <p>Show children picture of Perfect Peter. Is anyone really perfect?</p> <p>Go back to potion and ask children which "negative" things they might accept in a friend.</p> <p>Read The Squirrels who Squabbled.</p> <p>Explore how they made up. How else could we make up?</p> <p>Show children different options to show remorse - which would they do? Which would they prefer others to do?</p> <p>Children set themselves a friendship target based on what they find hard (that they've learned today).</p>		<p>include taking medicine you find and taking medicine past its expiration date</p> <p>feed back scenarios to class to address any misconceptions</p> <p>give children prescription pad. Be the doctor and give prescription of things other than medicine that can make you feel better</p> <p>To explore the concept of loss (be aware of bereavements during this lesson)</p> <p>ask children if they have seen class animal toy (or similar). Explain that you have looked for it and role play becoming upset</p> <p>show children widgits - ask how they think you feel</p> <p>read The Paper Dolls (Julia Donaldson)</p> <p>children practise making paper dolls and decorate - take time over these</p> <p>ask children to show the widgit card (in table groups) they feel, would feel if they lost a toy, would feel if they found it etc</p> <p>give children paper doll task with stages of loss included and children write how they feel (e.g., I have a toy in doll 1. I lost my toy in doll 2 etc)</p> <p>sticker - why is it upsetting to lose something?</p>	<p>save their money - what does that mean?</p> <p>children draw picture of their home and family - annotate outside what they spend money on</p> <p>sticker - this child has lost their 20p. What could they have done to keep it safe?</p> <p>To practise basic first aid</p> <p>watch film to see what Red Cross do</p> <p>discuss why we need to be kind to others</p> <p>give children continuum and ask them to place their picture where they feel they are in confidence helping someone else</p> <p>then move to ask how they feel helping when someone is hurt</p> <p>role on the wall - what injuries might someone have? <i>Be aware of bereavements</i></p> <p>give different pictures to each table and carousel activities - bump on the head, cut on knee, been sick, twisted ankle, nosebleed - fix teddy/ doll</p> <p>rotate and then feed back to class</p> <p>give prescription pad and then give 1 simple instruction</p> <p>show children image of nosebleed or sick child - discuss why we need to keep ourselves safe in these situations</p> <p>sticker - give three ways to be safe</p>	<p>role on the wall - add labels for internal and external body parts</p> <p>share</p> <p>play Simon Says to point to parts of the body</p> <p>Professor of Medicine at Oxford quiz (pick particular body parts, internal and external) and ask children to identify them or the role they play</p> <p>ask children what they think poo is made of - highlight that unhealthy and healthy food all goes into waste - and into our bodies!</p> <p>children draw around one in their group and they put body parts into it</p> <p>give children food images and ask them what part of the body they think it would help</p> <p>sticker - if you were a Professor of Medicine and a child told you they wanted a chocolate bar, what would you recommend? (look for brushing teeth well, only as a treat, washing hands)</p>	<p>Other ideas...</p> <p>To recognise how to keep our private areas private</p> <p>Watch the NSPCC pant video</p> <p>In small groups have a photograph of a baby, a child a toilet and a nappy. What happens when a baby goes to the toilet? What happens when you go to the toilet? Who helps the baby? How do they help? Who would you ask to help go to the toilet? Who is an appropriate person?</p> <p>Explain that the names for a boy's external genitals are penis and for a girl's it's vulva and these are the names we would use if we had to talk to a Doctor or someone else we trust about our private parts, if we needed to, e.g. if they were sore.</p> <p>Discuss good and bad touches, sort the different scenarios . As a class review them.</p> <p>There will also be opportunities for transitions during this half term</p>
Year 2	 <p>Are there are lots of different ways to make new relationships?</p>	 <p>Big Think: We are always growing and changing. Do you agree?</p>	 <p>Big Think: It is only the job of the emergency services to keep us safe. True or false?</p>	 <p>Big Think: Everybody has the right to feel safe? True or false?</p>	 <p>Big Think: It is easy to show resilience. True or False</p>	 <p>Big Think: Growing and Changing is easy</p>
Summer 2 Healthy Relationships	<p>Me and My Relationships</p> <p>To understand how to get along with others</p> <p>Key Question should all classrooms be the same?</p> <p>Discuss the senses of looking, listening, thinking, touch.</p>	<p>Celebrating our Differences</p> <p>To understand what makes us who we are</p> <p>play mirror game and share what we learned as a class</p> <p>pass mirror around the circle - can children share one thing that</p>	<p>Keeping Safe</p> <p>To understand the basic ways to keep myself feeling safe and well</p> <p>Teacher is wrapped up in a blanket, with a thermometer etc.</p> <p>Discuss how teacher is feeling and what might have caused it.</p>	<p>My Rights and Respect</p> <p>To know how to be tolerant of others</p> <p>Key question: Does everyone behave in the same way?</p> <p>Have a class discussion about how people react to situations in a different way. Children to work in</p>	<p>Being my Best</p> <p>To recognise the importance of perseverance</p> <p>Show the children a clip of a baby learning to walk. Discuss could the baby walk the first time they tried? Discuss how they had to persevere to be able to walk. They</p>	<p>Growing and Changing</p> <p>To give positive feedback to others</p> <p>Key question: feedback is always positive?</p> <p>Have a class discussion about how we feel when we get given</p>



Medium Term Plan

	<p>Give each group a sense e.g sight what do the children want to see in our ideal classroom this year? Report ideas back Explain to the children for us all to get along together we need to look at some of the ideas in our ideal classroom and discuss how we will adapt our behaviour, e.g I pledge to be kind.</p> <p>Children to draw a self portrait and write their pledges. This can be turned into a display. Children share pledges with others.</p> <p>To use a range of words to describe emotions</p> <p>Have a selection of emotions on cards, children need to find who has the matching emotion. With your partner discuss a time you someone might feel this emotion. Feedback to the group.</p> <p>Look at the scenario cards and discuss a positive way to respond to the scenario. Discuss with the students an inappropriate way to respond, how would this make you feel?</p> <p>To help others feel happy Read the story Mr Wolf's pancakes. Pausing the story asking how Mr Wolf is feeling? What should the characters have said to the wolf? How would this have made the wolf feel?</p> <p>Have picture cards from the story in small groups act the scenes out, this. How did you feel when someone shouted at you? Record on our feelings map. Complete the same activity but this time respond in a positive way. How did</p>	<p>makes them different that is physical? repeat - can children share one thing that makes them different personality-wise? Read Perfectly Norman children complete puzzle pieces and then stick on flipchart paper (photo for books) discuss if anyone managed to be completely different what does unique mean? share our special skills and then complete personal certificate look at school values - what does community mean to us? Discuss how we need to treat each other sticker - if someone shared their personal certificate with us, what would we say that is respectful? To identify who is special to me and why read A Family is a Family is a Family have some pre-prepared rocks painted with names - where do I know them from? Where shall I place them in my zones of importance? children to make and place their own people/ zones - do places first and then importance how do these people help us? Challenge children to come up with as many as possible - write on sentence strips and see if we can make it as long as the classroom children to use these ideas to match to their own people show children that giving our special people a card can help show them how we feel - children to make card To identify how I make others feel children to stand up and say something nice about themselves - each time, others agree read Last Stop on Market Street</p>	<p>How can we make ourselves feel better? Take ideas and then rank them by helpfulness. Do we all agree? Teacher to share that the children's excellent behaviour has made them feel better! Children watch video of teacher getting ready for exciting event:</p> <ul style="list-style-type: none"> Going to bed early Waking up feeling unwell Phone call to discuss either not going or taking someone else's medicine <p>Pause video and discuss which option teacher should do Show two more videos with options of what to do - children to vote Mrs Webb explaining what you should do - why does talking to someone else help? Can you just ask a friend? Show picture of places to get medicine - pros and cons of each (supermarket, GP, chemist, cupboard!) Model taking medicine with the correct dosage - where should I put it now? Show pictures of different types of medicine and where they can be stored Children to draw image of teacher enjoying the special event once they are better - discuss that allowing yourself the chance to rest is best Sticker: apart from medicine, what else can we do to help ourselves feel better? To identify safe and unsafe situations Show pictures of Aldershot and discuss the local walk that the children did Answer questions:</p> <ul style="list-style-type: none"> Did you feel safe? Why? Did you feel unsafe? Why? 	<p>small groups to unpick how they would respond to situations. Write a list of what adults need to ensure children can do their best.</p> <p>Children to complete a section of jigsaw in their books 2 pieces of the puzzle are things that they need to do your best and 2 pieces that they can do to help others do their best. Why is it important to be tolerant of your class mates in order tot?</p> <p>To recognise negative emotions and how to deal with them Discuss with the children the emotions the person is feeling in the photo. Have you ever felt this way? Read my mouth is a volcano, class discussion about how the characters actions made others feel, what could be done differently next time and what could others do to help?</p> <p>Discuss with the children when we 'erupt' and show our emotions, it is usually not the whole story and things have been building and bubbling below the surface. Children to create emotions volcanos to show the emotions they could have.</p> <p>To identify where I feel safe Key Question: Does everyone have the right to feel safe? What does it mean to feel safe? Children to sort picture cards into safe places or not. Then ask them to imagine they weren't with a grownup, are these places still safe? How do our bodies tell us when we don't feel safe? Children to have a selection of different scenarios, which adults</p>	<p>also showed resilience as they kept on practising and didn't give up if they made a mistake. Discuss the process on a learning line and look at the steps the baby has made. Take the children outside with a partner practise throwing and catching a ball. Do you catch it every time? How does it feel when you missed the ball? Complete answers on a body map. What words of encouragement could your partner have offered? Create a class positive thought tree focusing on persevering and resilience.</p> <p>To recognise that we can make healthy and unhealthy choices Sort a selection of pictures into choices we make and choices that are made for us. Discuss are any of the choices healthy or unhealthy? Who are the adults that make the choices for us? Are they healthy or not? In pairs act out a healthy choice you make in the day and less healthy choices you make.</p> <p>To recognise how germs can be spread and why we have vaccines. Start the lesson by having dirty hands, dip them in a bowl of water and roleplay they have been washed. Children will notice that this isn't an appropriate way to wash hands. Watch the video clip on how to wash hands appropriately and make a poster representing the five steps you follow. Discuss with the class that sometimes even when we have good hand hygiene Watch the clip operation ouch.</p>	<p>feedback on to how to improve at a certain skill.</p> <p>Take the children outside and set up an obstacle course, in pairs navigate your partner around the course, they can only move how their partner directs them. As a class discuss: what was supportive? What helped? What didn't help? How did the person being directed feel? How might you do it differently if you did it again? Create a class poster on positive ways to give feedback to others.</p> <p>To know how to say goodbye to a friend Discuss with the children different times we say goodbye Key Question: saying goodbye is always easy Class discussion The Berenstain Bears' MOVING DAY. Draw a picture of Bears face when they move and label the picture with the emotions they feel. If someone moves from our class what are the different ways, we can keep in touch with them. Write an email or message you would like to send them.</p> <p>To describe changes that happen when we grow Children to discuss how they felt when they started school and the skills they had acquired before starting school. Children to discuss the talents that they have now. Discuss the changes that have already happened in their lives. Children to write aspirations for future changes in their lives.</p>
--	---	--	--	--	---	--



Medium Term Plan

	<p>you feel? Add to the feelings map in a positive way.</p> <p>To recognise the qualities of a good friend Have a selection of picture cards, sort into piles of things you like doing with your friends and things that you like doing on your own. Discuss how we are all unique and like different things. Review the picture cards and discuss what qualities a good friend has.</p> <p>Create a poster highlighting the qualities a good friend would have. In a pair act out a given scenario, use your poster to help you respond in a positive way.</p> <p>To recognise the difference between bullying and an isolated incident of being unkind</p> <p>Look at the word bullying on your table discuss what it means. Children to have different incidents and discuss if is bullying or not, explain your reasons. As a class discuss the different types of behaviours we might see if someone is being bullied, reinforce just having a fall out with a friend is not bullying. Explain to the children it is important to share with someone if someone has been unkind or we feel like we are being bullied. Discuss which adults we can turn to for help. Create a list and display in classroom.</p> <p>To recognise how to deal with bullying</p> <p>Key Question: Is it ever alright to bully someone?</p>	<p>discuss how the boy is learning empathy - what do we think that means? when we show empathy, how do we make others feel? How do you think we behave when we feel good? complete comic strip to show how positive interactions can change outcome. Give children comic strips and they complete/ change role play to show how we can make others feel</p> <p>To feel empowered to be myself ask children if they have ever felt left out before - discuss read Bob the Artist and answer questions give children template of Bob and children to decorate to represent themselves art exhibition - ask class to share how they decorate it and why look at headline about Bob - children to create their own for themselves ask children how others responded to Bob how can we respond to others who are different from us? go around circle, passing paintbrush to represent Bob - what can we say when we see someone different from us? Link back to Last Stop on Market Street</p> <p>To understand how to resolve conflicts play Hide the Word make list of active listening ideas as a class and display Read The Rabbit Listened - what did we spot that we've learned from half-term? children to resolve scenarios given (with rabbit ears) show children image of teacher not listening - what can they spot that the teacher is doing wrong?</p>	<ul style="list-style-type: none"> Show different pictures (e.g. bedroom, classroom) - do you feel in these places? Show pictures of adults - do these adults make you feel safe? <p>Teachers to be aware of safeguarding concerns. Role on the wall - where might we feel our unsafe feelings? Do as class Give children role on the wall with speech bubbles (link to Zones of Regulation) Complete the continuum as a class - discuss why Pair work - continuum of different situations. Photo for books. Show screenshot of the Feeling Safe survey and discuss places in school which do and don't feel safe - what can we do to help? Fill in the blanks letter to Mrs Webb to explain improvements that can be made To practise saying Yes and No to keep myself safe Give scenario and discuss (x3):</p> <ul style="list-style-type: none"> Would you feel safe? How can we make the situation safer? Who could help us? <p>Picture of Kylie Watson - speech bubbles to fill in to ask for help Read story and complete voting task as a class, then repeat individually (give children support with ideas if needed) Sticker: Why is it harder to say, "I'll tell" to a friend To understand body language and consent Read Don't Hug Doug and discuss how he feels and why Look at the PANTS rules and discuss why they are so important List types of touch.</p>	<p>would they ask to help them? How could they ask the adult? Discuss the emergency services, look at some different incidents which service would you call? How do you call the emergency services? Discuss the importance of genuine calls. In an emergency discuss with children the importance of keeping themselves safe too.</p> <p>To keep safe online Key question: You can always delete a post you have made on the internet? True or False Class discussion how do we use the internet Read the story of Goldilocks A Hastag Cautionary Tale Key discussion points, did Goldilocks gain consent from the people that she posted about online. How would her uncle have felt about the photo she posted of him online? Do you think the friends Goldilocks had made were real friends? How do you know? Should she have spoken to them on the internet? Do we have the correct perception of Goldilocks? Yes or No? How can you justify your answer? What effect has this incident had on the way Goldilocks feels? Children to create a comic script showing how Goldilocks could have kept herself and others safer.</p> <p>To recognise that there is a difference between spending and saving money Class debate - Where does money come from? What are the different ways you can spend money? What is the difference between spending and saving?</p>	<p>Can anyone remember having a vaccine? Discuss with the children that our adults make the choice of if we have vaccines or not. Discuss the reasons for having the vaccines, discuss vaccines are available in some countries.</p> <p>To recognise the importance of good dental hygiene. Look at the photograph of a bathroom, talk about what is in our bathrooms at home. Share the ideas with the class. Talk about what would happen if you didn't use some of the products in the bathroom. Watch the bitesize video on how to brush your teeth. With a partner create a factsheet on how and why you brush your teeth. In small groups create a kit bag of all the things you need to have healthy teeth.</p> <p>To recognise major internal body parts (heart, blood, lungs, stomach, brain) and explain why our body needs them.</p> <p>Watch the clip explaining the human body. Show the children a blank body map. Through discussion establish the location of the major organs of the body, reveal the names on the body map. Children to create a poster in small groups naming the part of the body and why it is needed.</p> <p>To discuss how to help others using first aid. Watch the Red Cross clip spot all the ways the Red Cross helps people. How does the Red Cross show kindness?</p> <p>Have pictures of scenarios that might happen in day to day life</p>	<p>To identify which body parts are private. Look at the body maps of a girl and boy wearing their school uniform. What parts of the body can you see? Children to label. Label the parts of the body can you see when someone is in their swimming costume? Imagine the child is having a shower as a class label the body parts. Key question: Are girls and boys' bodies the same? Discuss how we are all unique. Children to describe how they are unique.</p> <p>To respect other's privacy Show the two images from last week with the boys and girls private areas covered up. Discuss with the class the names of the areas covered up and the reasons for covering them up. As a class look at the different scenario's when we should respect others privacy. Role play how you would ask others to respect your privacy.</p> <p>To respect other's privacy Read the story 'Some secrets should never be kept' by Jayneen Sanders. Pause the story and discuss the importance of respecting other people's private parts and who our trusted adults are.</p> <p>Give each small group a different scenario based on someone not respecting their privacy, who are the trusted adults they could turn to for help. Draw around your hand and write a list of people on your safety network.</p>
--	--	--	--	---	--	---



Medium Term Plan

	<p>Review the scenarios from last week. Children to act out how they would respond, discuss what they would say? Reinforce the saying "don't do that it is not kind" Is it bullying or an isolated incident? Who they could tell? How could they make the other person feel better?</p>	<p>what conflicts might we see in school? In Aldershot? On the news? How do we respond to these? Who can we talk to if any of these things make us feel funny? Show children bag of worries with conflicts we've observed in - for each one, identify best people to talk to about it complete examples in books sticker - when should we walk away from a conflict?</p>	<p>Move Zones of Regulation to show how types of touch make us feel. Does it depend on the person? Look at the pictures of people in our lives and discuss if children like this type of touch Look at images/ videos of body language and facial expression - do these people like it? How might our body react if we don't? Fill in role on the wall as a class There are lots of ways to say no. Look at pictures again (only negative) and reiterate - how are these people's faces and bodies saying no? Children to practise saying no - turn over cards to identify the way they are practising Draw around hand and list five people they can tell if they feel uncomfortable To understand the difference between secrets and surprises Show children a wrapped-up present. Discuss that this is for Mrs Webb but we can't tell her. Is that okay? Have you ever kept a secret like this before? Mr Davies says this a surprise, not a secret. What's the difference? Match up the definition. Sort simple scenarios into secret or surprise. Screenshot. Repeat again with fairy tale scenarios. Children to sort in books. Clearly state that it is not okay to keep an adult's unhappy secret. Show children scanned in example of safe adult hand and ask how this can help us if we're asked to keep a secret What if the person asking us is one of the people on our hand? Drama: children to ask out getting an adult's attention to share something that is worrying them</p>	<p>Discuss with the children the differences between wants and needs. Draw around their hand, list five things they want and five things they need. How long does it take to save? Can we have all the things we want straight away? Children to look at a variety of different scenarios and discuss with their partner should they spend or save the money? The world would be a better place without money? True or False</p> <p>To recognise how to improve our environment Explain to the children the environment is made up of both natural and manufactured areas. With a partner sort the pictures into natural and manufactured, what do you notice about the different environments.</p> <p>Share in small groups photos from around the school, in a colour write down all the things you like, in another colour write down things we could improve. Report ideas back to the class. Set the children the challenge of how could we improve the specific area.</p> <p>Who is responsible for caring for our environment?</p> <p>Make a poster encouraging others to care for our school environment.</p>	<p>match to correct first aid treatment.</p> <p>Ask the children to discuss You can always give first aid true or false?</p> <p>Remind the children of the work previously done on calling the emergency services role play calling the emergency services.</p>	
Year 3	Keeping Safe	I Love Me!	Maintaining Friendships	Positive Relationships	Community I	Right and Wrong



Medium Term Plan

<p>Summer 2 Healthy Relationships</p>	<p>To explain how to keep myself and others safe (2 lessons) explain the difference between a danger, a hazard and a risk understand school rules about health and safety recognise, predict and assess risks in different situations understand where and how to get help in these situations understand school rules about health and safety recognise, predict and assess risks in different situations To decide how to manage risks responsibly explain how to minimise risks in different situations including around school and the local environment understand basic emergency first aid procedures To develop an awareness of my uh-oh feelings and know who can help keep me safe. describe who is a stranger and why identify people who are responsible for helping me stay safe. explain ways that I can help people to keep me safe To understand how to cross a road safely explain what 'stop, look and listen' means know why we must follow the rules when crossing a road can recognise safe places to cross a road</p>	<p>To recognise and celebrate different strengths recognise different strengths recognise the strengths in someone else To understand that everyone is different (2 lessons) understand when we might feel new emotions recognise new experiences can feel strange but can be rewarding explain how I am different from others understand why difference is good Individual Liberty (BV) To understand that failure is important in our lives understand the importance of perseverance understand that hard work and determination can lead to success</p>	<p>To understand what a healthy friendship looks and feels like understand what is meant by a healthy relationship understand and draw judgements about qualities of friendship To know that my actions affect myself and others identify positive and negative actions identify positive and negative consequences To find ways to solve arguments using compromise understand the concept of compromise apply the concept of compromise to my own life To give constructive feedback to others understand the concept of constructive feedback practise the skill of giving feedback explore the effects of giving feedback in a way that is not constructive To know that friends are not only people I see every day and to understand how to stay in contact understand the concept of friendship in a modern world explore how friends may move in and out of our lives apply this understanding to our own lives identify ways to stay in touch with friends</p>	<p>To recognise and respond to a wide range of feelings in others explore what friendship means to different people and how this can affect our behaviour explore how behaviour and emotions can be closely related, including when behaviour masks an emotion To recognise what constitutes a healthy relationship identify elements and qualities of a healthy friendship understand healthy relationships can have conflict explore ways to re-build friendships after a conflict To be aware of different types of relationships identify types of relationships explore ways to improve relationships To understand that marriage is a commitment explore the concept of marriage understand the marriages and other relationships are a commitment understand that marriages and serious relationships can exist between many different types of people</p>	<p>To identify what being part of a community means understand the concept of community understand what community looks like in our own lives explore the emotions someone may feel if they are left out of a community To identify what communities I belong to and the impact I can have identify positive and negative impacts that we can have on our community apply these understandings to the Covid-19 response To identify that there are different responsibilities towards the environment explore the concept of responsibility explore our responsibility towards the environment understand the impact that we can make on our community environment Respect and Tolerance (BV) To understand difference within the community and show acceptance towards others understand differences and similarities within a community practise the skills of enquiring politely To recognise and acknowledge diversity within our community celebrate diversity within our community identify our own strengths and the strengths of others</p>	<p>To understand what a human right is explore the concept of human rights apply this understanding to the concept of refugees explain the importance of human rights To understand the difference between right and wrong understand the impact or consequences of our choices explore the concept of morals apply the idea of morals to our own beliefs Respect and Tolerance (BV) To understand the difference between a moral right and a legal right understand what is meant by both legal and moral rights explore the difference between legal and moral rights apply the rights that we have as children to our own lives To understand how laws are made explain the concept of a law understand the importance of laws apply the concept of laws to Wellington Community Primary School Rule of Law (BV)</p>
<p>Year 4 Summer 2 Healthy Relationships</p>	<p>Facing Emotions To understand different feelings and to be able to explain my feelings to others understand that we have good and not so good feelings extend my vocabulary to enable me to explain my feelings to others</p>	<p>Friendships Make Me Feel Good To explore how friendships impact on us philosophy-based discussion: having friends is the most important thing in the world. Do you agree? explore how we behave with our friends</p>	<p>Healthy Eating This unit follows on/fits around the whole school Healthy Eating unit to provide year 4 with a wider understanding. As such, the unit appears shorter than others. To understand how fast food can be deceptively portrayed in the media</p>	<p>Emergency! To identify dangers in order to avoid accidents identify different dangers in my home and at home use my knowledge of these dangers to avoid and prevent accidents</p>	<p>Our Army To understand some roles and responsibilities of the British Army identify some roles of the British army in the UK and overseas explain how the British army help people in the UK and overseas</p>	<p>Dealing with Money To explore different attitudes to spending and saving understand that people save and spend their money differently identify the difference between wants and needs make decisions about what is most important to spend money on</p>



Medium Term Plan

	<p>To recognise that I can experience conflicting emotions explain the concept of conflicting emotions understand when I might need to listen to my emotions or try to overcome them</p> <p>To understand changing emotions and know who can help understand that emotions should change know that I can and should talk to people when I don't feel good practise asking for help if I am struggling with my emotions</p> <p>To recognise different emotions and understand that they can change identify different types of emotions explore how we can experience multiple emotions at once understand what can trigger a change in our emotions</p>	<p>identify how friendships make us feel</p> <p>To be reflective about my behaviour with my friends identify when and why we treat our friends in a way that isn't kind or safe explore the concept of empathy</p> <p>To identify when friendships are unsafe (double lesson) identify unsafe behaviour in a friendship identify unkind behaviour in a friendship explore negative messages we give ourselves discuss how friendship can improve our self-image</p> <p>To understand how mental wellbeing and friendship are linked philosophy-based discussion, building a complete person, based on Maslow's hierarchy of needs identify the most important elements of ourselves to encourage others to be friends with us explore the responsibility that we have to be kind and respectful</p> <p>Respect and Tolerance (BV)</p>	<p>identify when marketing is directed at children explore our emotional and physical responses to marketing of fast food draw a judgement on whether we believe marketing to children should be allowed or not</p> <p>To understand the effects of bacteria and viruses and how to prevent germs from spreading understand the terms bacteria, virus and germs understand how to keep ourselves safe from bacteria and viruses</p> <p>To explore the pressures of keeping healthy in everyday life explore how the choices we make are part of our Individual Liberty (BV) understand the impact of the choices we make</p>	<p>identify that the police enforce the Rule of Law (BV)</p> <p>To know how to contact the emergency services explain different types of emergencies know the different emergency services available to us understand that you may play a part in an emergency and the impact that this could have on someone's life know who to call in an emergency and what to say on the phone</p> <p>To explore how emergencies affect emotions explore the different emotions felt in emergencies and how we might feel understand that we must try to overcome our emotions in order to get help consider strategies which may help us to manage our emotions in stressful situations</p> <p>To understand how lack of sleep affects our ability to function safely identify how lack of sleep affects our minds understand how sleep helps us to stay safe suggest ways to help our sleep patterns</p> <p>To know what first aid is and why it is important understand the term 'first aid' understand why first aid is important identify how we can save lives using some basic first aid understand when first aid is needed</p>	<p>give an opinion as to whether a country should have an army</p> <p>To understand the core values of the British Army identify the core values of the British army make comparisons between the army's values and our school values</p> <p>To explore moral dilemmas involved in war explore some moral dilemmas caused or made worse by war consider positive and negative impacts of war on children</p> <p>To consider how the army upholds democracy and human rights explain what a human right is and name some core human rights consider how the army helps to grant people their human rights and when it may take those rights away and why explain how the army supports democracy</p>	<p>To know how and why we prioritise spending understand that people save and spend their money differently understand that people have different opinions about what is most important make decisions about what is most important to spend money on and explain my choices</p> <p>To explore payment methods understand that there are different ways to pay understand that different payment methods may be better in different circumstances</p> <p>To explore how and why we save money understand some different ways to save money explain the benefits and drawbacks of certain saving methods understand the benefits of saving as a way to plan for future spending</p>
<p>Year 5</p> <p>Summer 2</p> <p>Healthy Relationships</p>	<p>Coping with Emotions</p> <p>To understand our emotions and the effect they have on us (2 lessons) understand the concept of stress and how we can experience it differently</p>	<p>Responsibility and Pressure</p> <p>To understand what independence is and the responsibility behind independence define both the concepts of independence and of responsibility</p>	<p>Trust and Loyalty</p> <p>To understand the terms 'trust' and 'loyalty' define the terms trust and loyalty identify how to demonstrate these qualities to someone understand why trust is important</p>	<p>Community II</p> <p>To understand the meaning of community and what it means to be cohesive revise the concept of Community from year 3</p>	<p>Personal Safety</p> <p>To understand how to minimise threats to our personal safety understand the concept of personal safety explore how to identify when a stranger poses a threat to us</p>	<p>My Life's Journey</p> <p>To explore the concept of aspiration in my own life explore target setting discuss childhood responsibilities discuss children with jobs</p>



Medium Term Plan

	<p>explore the effects of different emotions on our bodies</p> <p>identify how school can trigger these emotions in us</p> <p>consider the importance of resilience</p> <p>To identify the situations when emotions arise and the consequences of them (2 lessons)</p> <p>explore different emotions to the previous lessons in situations which may apply to us</p> <p>identify positive and negative consequences of our emotions</p> <p>practise the skills of empathy and giving advice</p> <p>To identify different strategies for keeping calm and emotionally safe</p> <p>explore and practise the skills needed to be able to cope with our changing emotions</p> <p>consider whether Individual Liberty or Mutual Respect and Tolerance are more important in expressing personal emotions (BV)</p>	<p>discuss the importance of staying safe as you get older in the context of law - Rule of Law (BV)</p> <p>To understand peer pressure and how they often create a moral dilemma</p> <p>understand the concept of peer pressure</p> <p>revise a moral versus legal right from year 4</p> <p>identify how people should and can make decisions in difficult situations</p> <p>To develop techniques to help prevent and protect you from peer pressure</p> <p>apply your understanding of self-esteem to peer pressure to understand why people may put themselves in dangerous situations</p> <p>identify ways to improve our self-esteem</p> <p>practise the skills of empathy and support for others</p> <p>explore how giving in to peer pressure is affecting your Individual Liberty (BV)</p> <p>To understand where peer pressure can come from that we might not expect</p> <p>begin to consider how the media can affect our self-esteem or be a source of pressure</p> <p>consider how our families can affect our self-esteem or be a source of pressure</p> <p>identify ways to alleviate pressure</p>	<p>understand the consequences of breaking trust or of disloyalty</p> <p>To discuss secrets and secret-keeping</p> <p>explore the difference between types of secrets and how to keep our friends safe</p> <p>explore how telling secrets to adults where needed is not breaking trust or loyalty</p> <p>To identify the impact of dares and their consequences</p> <p>understand the consequences of dares</p> <p>explore the difference between healthy and unhealthy choices</p> <p>understand how choices are our Individual Liberty to make (BV)</p> <p>to practise saying no to friends</p> <p>To understand the characteristics of a positive relationship</p> <p>understand the difference between trust and friendship</p> <p>reflect on our own strengths and weaknesses as a friend</p>	<p>explore what community means to us</p> <p>understand the positive outcomes of belonging to a community</p> <p>understand the difference between a cohesive and non-cohesive community</p> <p>To discuss and understand that consequences can occur in communities when there is conflict</p> <p>understand the concepts of conflict and consequence</p> <p>explore the difference between win-win, win-lose and lose-lose scenarios</p> <p>practise the skills of empathy and friendship to resolve conflicts</p> <p>To understand the benefits of physical exercise on yourself and the community</p> <p>understand how physical exercise can positively impact your mental health</p> <p>explore the positive impacts of exercise on our community</p> <p>To understand how to improve our physical and mental health</p> <p>understand why it is important to improve our physical and mental health</p> <p>understand and practise different ways to improve our physical and mental health</p> <p>understanding the concept of self-care</p>	<p>consider when people we know may pose a threat to us</p> <p>To be able to explain the purpose and importance of age restrictions for websites, games and activities</p> <p>explore the concepts of age restrictions</p> <p>make connections between concepts of age restrictions to the Rule of Law (BV)</p> <p>To understand personal safety and who to turn to when I need help</p> <p>identify safe adults that I can talk to when I need help</p> <p>practise how to support someone else when they ask for help</p> <p>explore when risks are justified</p>	<p>understand the difference between chores versus jobs</p> <p>discuss if we have a duty to try hardest in school</p> <p>discuss what's good about being a child</p> <p>To explore the possibilities my life offers</p> <p>discuss our hopes for life</p> <p>explore the options available to us</p> <p>discuss the meaning of success</p> <p>discuss whether the present or future is more important</p> <p>To understand the responsibility I have over my own life</p> <p>discuss the concept of responsibility</p> <p>explore the skills, qualities and attributes of successful people</p> <p>explore when we have shown these</p> <p>explore the concept of overcoming obstacles</p> <p>To explain the importance of a job in my life</p> <p>explore the value of jobs outside of money</p> <p>discuss our own strengths and weaknesses</p> <p>understand how to build on these</p> <p>explore job opportunities</p>
<p>Year 6</p> <p>Summer 2</p> <p>Healthy Relationships</p>	<p>Democracy</p> <p>To understand the structure of parliament</p> <p>understand the structure of parliament</p> <p>understand the roles of individuals within this structure</p> <p>explore the importance of Democracy (BV)</p> <p>To understand how and why laws are made and enforced</p> <p>understand the difference between a bill and a law</p>	<p>Healthy Body, Healthy Mind</p> <p>To recognise that images in the media do not always reflect reality</p> <p>explore the concept of Photoshop and identify it in images</p> <p>explain why someone may want to change their image</p> <p>To understand how images in the media can affect people's emotions and self-esteem</p> <p>understand the concept of self-esteem</p>	<p>Discrimination</p> <p>To understand what is meant by discrimination</p> <p>understand the concept of discrimination</p> <p>identify types of discrimination</p> <p>explore the emotions someone may experience if they are discriminated against</p> <p>To understand the effects of discriminatory views and stereotypes</p> <p>explore stereotypes which we may hold about others without realising</p> <p>challenge stereotypes</p> <p>To understand that in this country people have equal rights within marriage</p> <p>explore the concept of marriage</p> <p>understand the marriages and other relationships are a commitment</p>	<p>Making and Saving Money</p> <p>To understand the role money plays in my life</p> <p>explore the importance of money</p> <p>understand the importance and use of a budget</p> <p>To understand what it means to be a critical consumer</p> <p>understand the concept of a critical consumer</p> <p>explore ways in which to be more critical when shopping</p>	<p>Transition</p> <p>This unit gives children the opportunity to raise their own concerns about the move to secondary school as well as identifying key areas which we have found children often find difficult, including: how to be prepared each day; how to safely get to and from school; how to tie a tie; how to make new friends; and how to say good bye to their current school.</p>	



Medium Term Plan

	<p>understand how a bill becomes a law</p> <p>explain the importance of laws</p> <p>To explore how conflicts can be resolved by looking at things fairly</p> <p>understand the emotions someone else may feel during a concept</p> <p>practise the skill of empathy</p> <p>explore how to mediate a conflict</p> <p>To understand that there are some cultural practices which are against British law</p> <p>understand the difference between forced and arranged marriages</p> <p>understand how a safe adult behaves</p>	<p>identify things that you do and do not like about yourself</p> <p>explain how images can impact our self-esteem</p> <p>practise ways to support someone else's self-esteem</p> <p>To understand that we are all unique and identify positive aspects of our body and personality</p> <p>explore how focusing on the positives of our body and personality can have a positive impact on our mental health</p> <p>To understand why smoking is now banned from adverts and the influence this has had</p> <p>understand the negative health impacts associated with smoking</p>	<p>understand that marriages and serious relationships can exist between many different types of people</p> <p>understand that the value of Individual Liberty (BV) does not override British law</p> <p>To understand discrimination against disabilities</p> <p>explore the concept of discrimination with regards to disabilities and learning needs</p> <p>understand how to challenge discrimination when we see it</p> <p>To understand what is meant by bullying and its effects</p> <p>understand the emotions associated with bullying, from both parties</p> <p>practise how to challenge bullying</p> <p>explore how bullying goes against the values of Respect and Tolerance (BV)</p> <p>To understand how to confront prejudice and discrimination</p> <p>explore when discrimination may be experienced</p> <p>practise how to challenge discrimination when it occurs</p>	<p>assign value to products not based on branding</p> <p>To understand the terms "debt" and "savings"</p> <p>understand and explain the concepts of debt and savings</p> <p>explore how savings can be created and used</p> <p>justify spending by the Chancellor of the Exchequer</p> <p>To understand the term "loan" and its advantages and disadvantages</p> <p>explain the concept of a loan</p> <p>explore the risks of pay day loans</p> <p>explore the advantages and disadvantages of taking out a loan in context</p> <p>To recognise financial scams and identify their consequences</p> <p>understand and explain the concept of a plan</p> <p>practise spotting the identifying factors of scams</p> <p>understand how to protect ourselves from scams online</p>	<p>Events: Bikeability</p>	
All year groups	<ul style="list-style-type: none">• NSPCC workshops (every other year)• School Councillors, play leaders librarians, house captains appointed• Feeling safe survey• NSPCC kindness challenge• Friendship week	<ul style="list-style-type: none">• Healthy eating• Flu immunisations• Wellbeing week<ul style="list-style-type: none">• Anti-bullying• Christmas jumper day• Christmas lunches<ul style="list-style-type: none">• Pantomime	<ul style="list-style-type: none">• Friendship week• Internet safety week• Adults V kids sports<ul style="list-style-type: none">• British Values	<ul style="list-style-type: none">• Feeling safe survey 2• Adults V kids sports	<ul style="list-style-type: none">• Healthy relationships training for all teaching staff• Healthy relationships survey to parents<ul style="list-style-type: none">• British values day• Adults V kids sports	<ul style="list-style-type: none">• Healthy relationships<ul style="list-style-type: none">• Move-up morning• Camo Day (Marlborough)<ul style="list-style-type: none">• Sports day• Cultural day